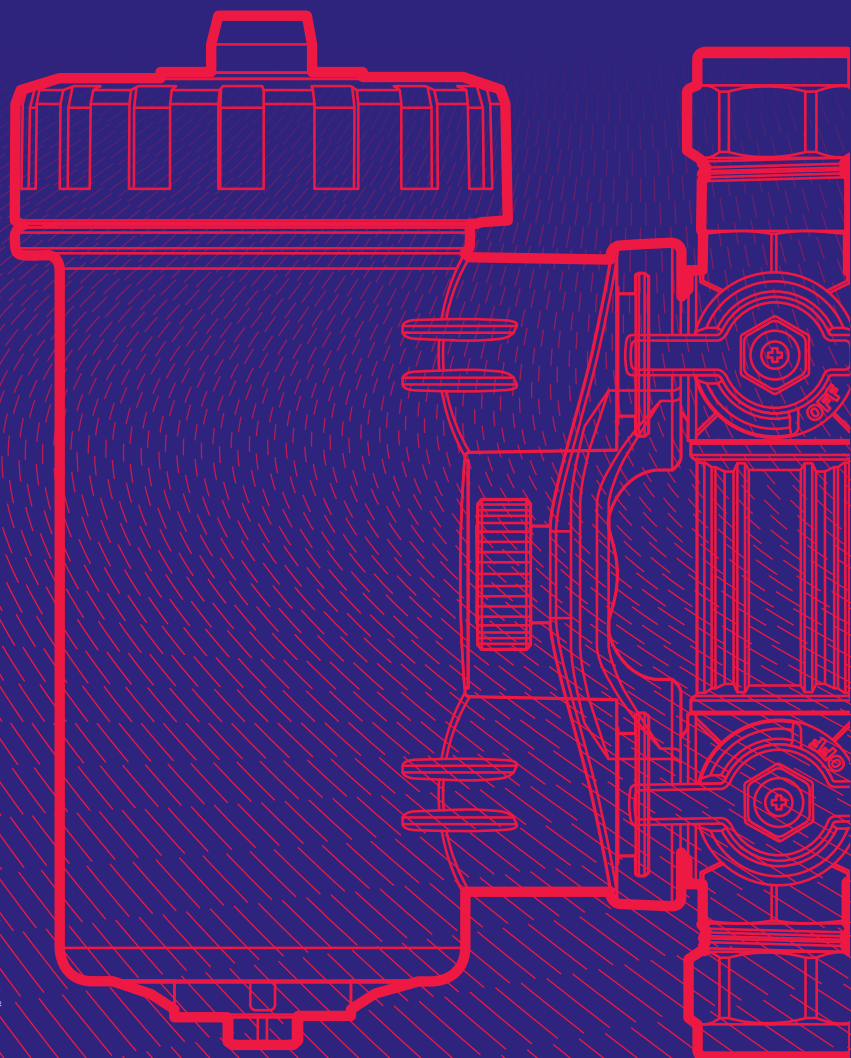




# MagnaClean<sup>TM</sup>

## Professional<sup>2</sup>

### Installation and servicing



## MagnaClean Professional2®

MagnaClean Professional2 is a proven high-performance filter offering guaranteed protection for residential hydronic heating systems.

### Important

The following instructions are designed to support contractors in the safe and effective installation and servicing of *MagnaClean Professional2* and should be followed at all times. It is recommended that the filter is installed by a qualified heating contractor. The lid seal should be checked for wear when servicing *MagnaClean*®. It is Best Practice to replace the lid seal at each service. To arrange replacements please email the ADEY Team at [info@adeyusa.com](mailto:info@adeyusa.com)

#### CAUTION:



*MagnaClean* filter contains a strong magnet. Keep away from all electrical devices, bank cards and other magnetic devices.



*MagnaClean* filter contains a strong magnet. Caution should be taken at all times when handling if you have a pacemaker fitted.



*MagnaClean* filter is a pressurized device. Always release pressure before servicing.



Unit may be hot in operation. Handle with care.



Cancer and Reproductive Harm [www.P65Warnings.ca.gov](http://www.P65Warnings.ca.gov)

**IMPORTANT** - Always follow the electrical and safety standards when installing a *MagnaClean* filter ensuring pipework is appropriately earth bonded either side of the filter.

For the most up to date version of the *MagnaClean Professional2* Installation and Servicing instructions visit [adey.com/us](http://adey.com/us). Warranty Terms & Conditions can be found at [adey.com/us/support/register-warranty](http://adey.com/us/support/register-warranty).

**Maximum working pressure:** 87 PSI

**Maximum working temperature:** 95°C/203°F

**Flow rate:** <13 gal/min

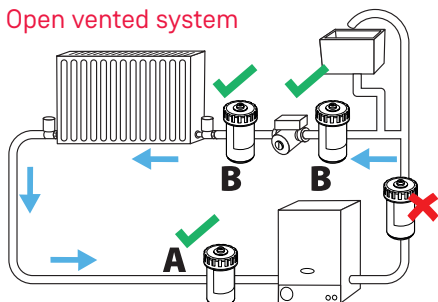
**Inlet:** Bi-directional

Always re-dose the system with a suitable Protector such as ADEY MC1+® Hydronic Heating System Protector.

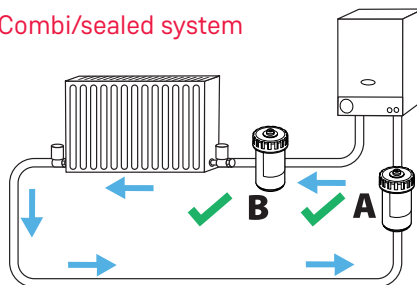
## Installation overview

*MagnaClean Professional2* can be installed anywhere before the boiler. To achieve the best level of protection, it is recommended that the filter is fitted after the last radiator and before the boiler. This also ensures a system flush can be carried out using a *MagnaCleanse*® on the return.

### Open vented system

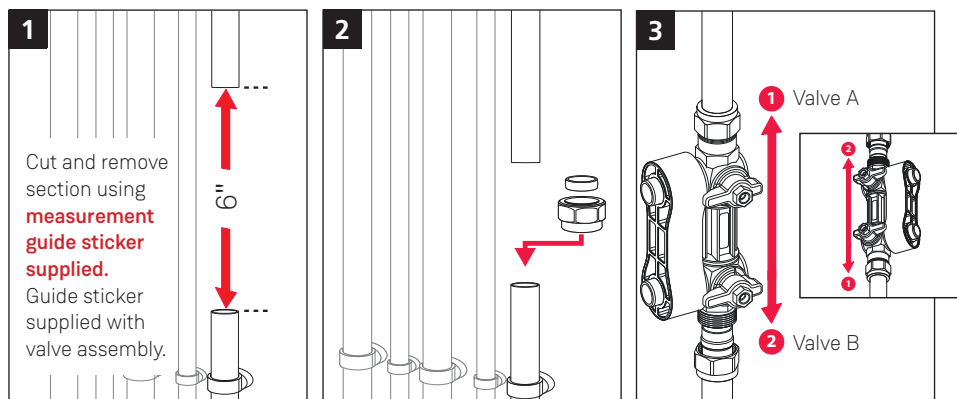


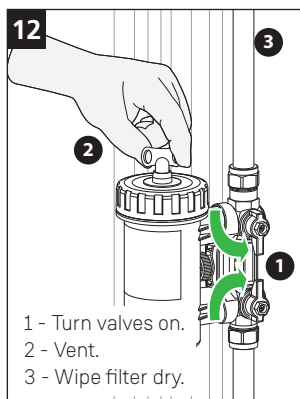

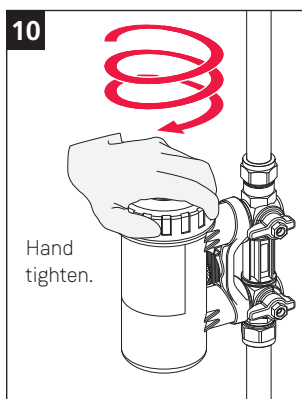


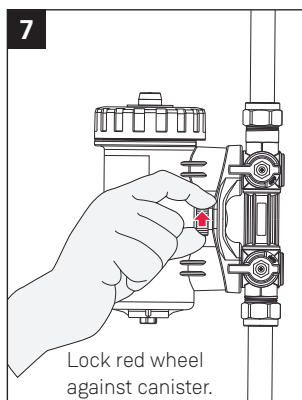
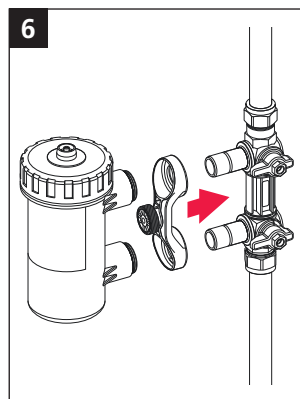
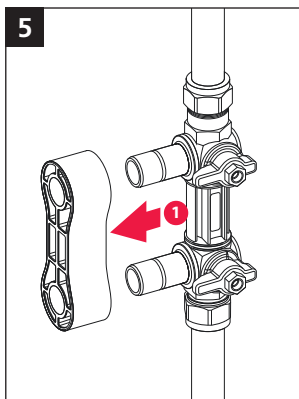
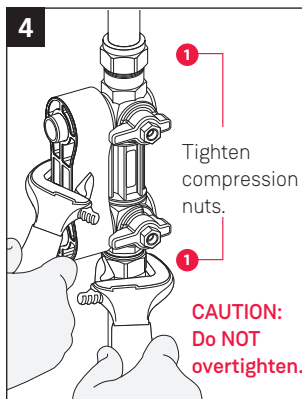
### Combi/sealed system




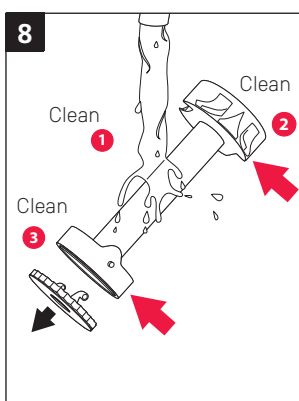
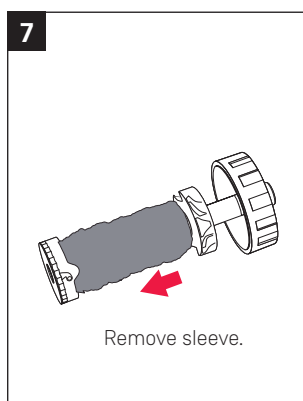

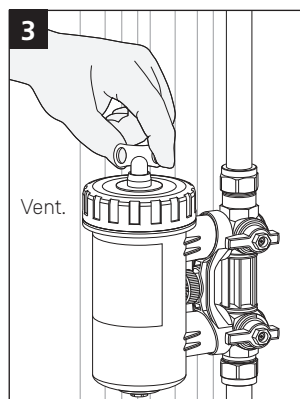
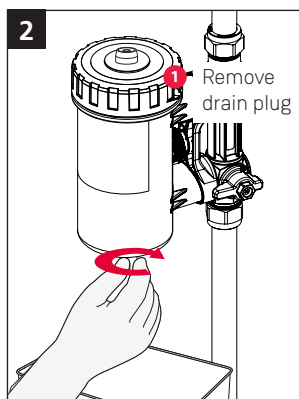
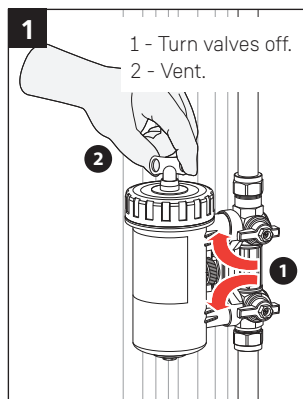
**Note:** In both diagrams, position A is best practice, Position B is suitable if space is tight on the return (position A only).


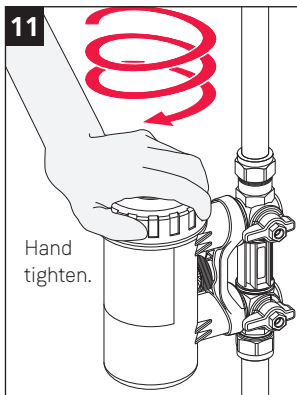
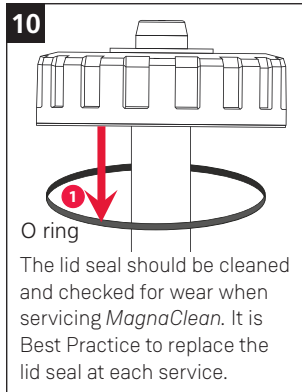
## New filter installation - Always ensure the filling loop is fitted after the filter.



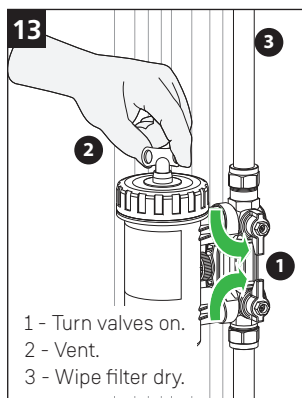


## Servicing





Only use Silicon grease or water to lubricate O ring.  
**Do not use flux or EP grease.**

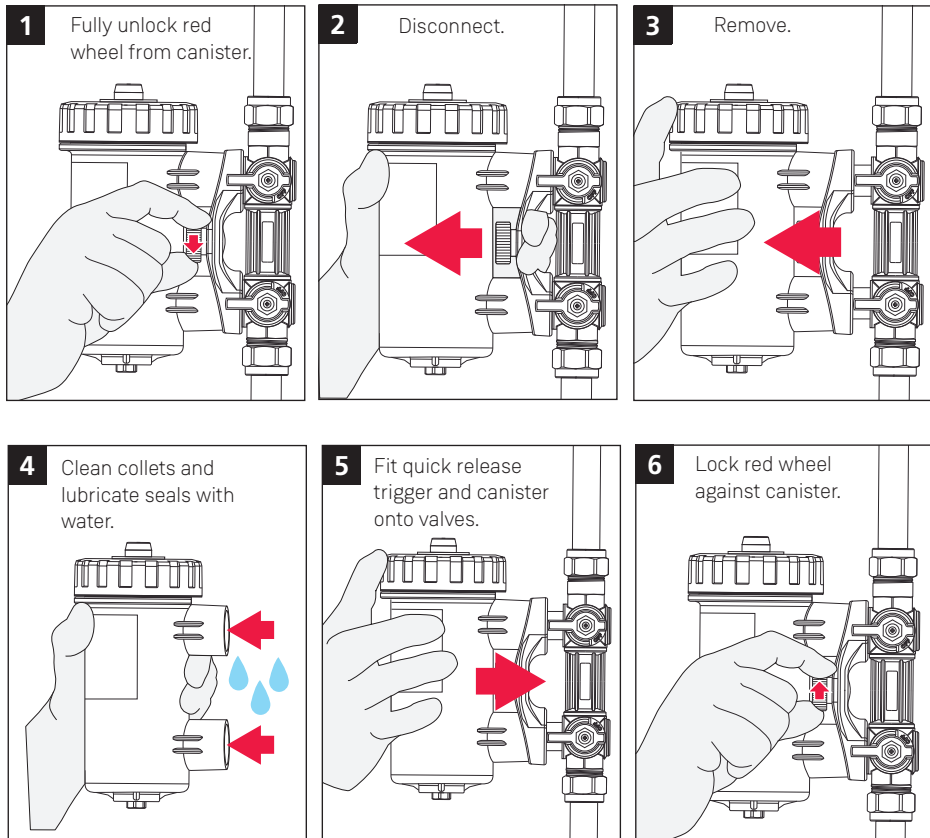


## Quick-release trigger

*MagnaClean Professional2* incorporates a secure, quick-release, trigger which enables the filter to be removed and re-installed in seconds. The connections enable easy and swift filter removal during annual servicing or to undertake a *MagnaCleanse* system flush. This also makes it ideal for systems where there is little room to install a filter.

The following instructions are designed to support contractors in the safe and effective servicing of *MagnaClean Professional2* using the quick-release trigger.

**NOTE:** Follow servicing steps 1, 2, 3, 4 and 5 before following Quick-release trigger steps below.





Clean



MagnaCleanse



MagnaClean



Protect



Test



Maintain

TM

# ADEY™

Telephone: +1 412 406 8292 Email: [info@adeyusa.com](mailto:info@adeyusa.com)

[adey.com/us](http://adey.com/us)



Produced from recycled material  
A carbon neutral company

For the most up-to-date version of installation and serving instructions visit [www.adey.com/us](http://www.adey.com/us)

All ADEY marks are trademarks of Adey Holdings (2008) Limited. Please visit [adey.com/trademarks](http://adey.com/trademarks) for a list of ADEY marks  
Copyright Adey Holdings (2008) Limited © 2019. All rights reserved.

-W08912 LF2-01-04781-US V1