



**MYSON** Canada

**PURMO**

**Compact & Ramo**

## Panel Radiators

---

### Vastly Superior to Fin-Tube Convection...

- Panel radiators provide both convective and radiant heat enhancing total comfort
- Faster heat-up rate with built-in valve for smarter control (heads sold separately)
- Efficient and energy saving for your customers
- Optimal use of low temperature radiators outperforms high temperature fin-tube
- Perfect solution for low temperature systems using condensing boilers, heat pumps and solar systems
- Decorative style with finished top grille and side covers
- Higher BTUH output than fin-tube convectors
- Outperforms the most powerful heat emitters

#### COMPACT CV 22



#### RAMO RCV 22



#### Radiator comes packaged with:

- RAL9016 white
- adjustable wall brackets
- one (1) air vent
- built-in thermostatic valve (heads sold separately)
- two (2) blind plugs
- side connections
- dual bottom connections

## Panel Radiators

### CV 22 Double Panel 16" High (400mm)

Model	Length	BTUH Outputs			
		180	160	140	120
CV22 400-600	24"	3,363	2,590	1,884	1,211
CV22 400-800	32"	4,484	3,453	2,511	1,614
CV22 400-1000	40"	5,506	4,317	3,140	1,982
CV22 400-1200	48"	6,727	5,180	3,767	2,422
CV22 400-1400	56"	7,848	6,043	4,395	2,825

### RCV 22 Double Panel 16" High (400mm)

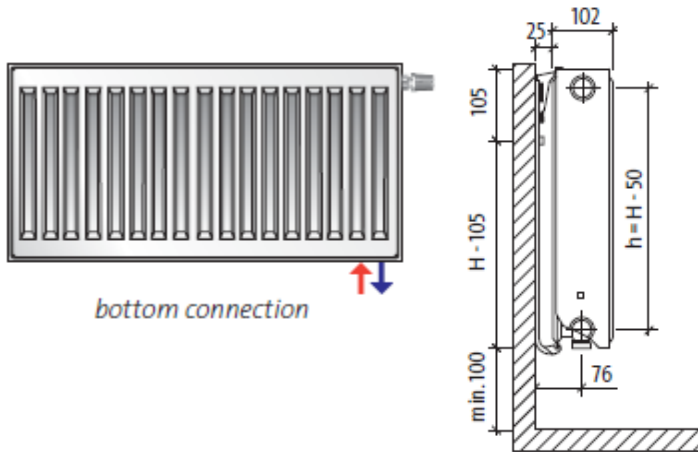
Model	Length	BTUH Outputs			
		180	160	140	120
RCV22 400-600	24"	3,363	2,590	1,884	1,211
RCV22 400-800	32"	4,484	3,453	2,511	1,614
RCV22 400-1000	40"	5,506	4,317	3,140	1,982
RCV22 400-1200	48"	6,727	5,180	3,767	2,422
RCV22 400-1400	56"	7,848	6,043	4,395	2,825

### CV 22 Double Panel 24" High (600mm)

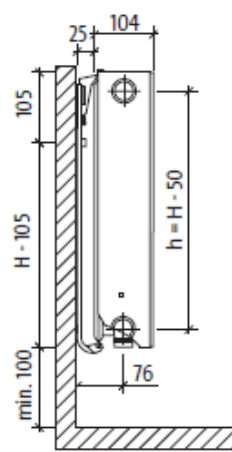
Model	Length	BTUH Outputs			
		180	160	140	120
CV22 600-600	24"	4,570	3,519	2,559	1,645
CV22 600-800	32"	6,094	4,692	3,412	2,194
CV22 600-1000	40"	7,617	5,865	4,265	2,742
CV22 600-1200	48"	9,140	7,038	5,119	3,290
CV22 600-1600	63"	12,187	9,384	6,825	4,387

### RCV 22 Double Panel 24" High (600mm)

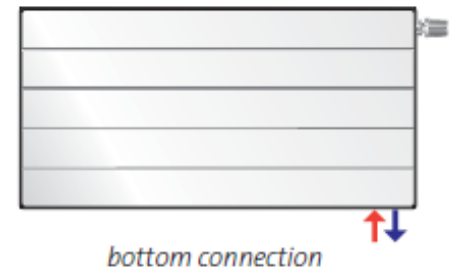
Model	Length	BTUH Outputs			
		180	160	140	120
RCV22 600-600	24"	4,570	3,519	2,559	1,645
RCV22 600-800	32"	6,094	4,692	3,412	2,194
RCV22 600-1000	40"	7,617	5,865	4,265	2,742
RCV22 600-1200	48"	9,140	7,038	5,119	3,290
RCV22 600-1600	63"	12,187	9,384	6,825	4,387



**CV22**



**RCV22**





**MYSON** Canada

**PURMO**

**Compact & Ramo**

## Panel Baseboard

---

### A Better Option than Fin-Tube...

- Panel baseboards provide both convective and radiant heat enhancing total comfort
- Faster heat-up rate with built-in valve for smarter control (heads sold separately)
- Efficient and energy saving for your customers
- Optimal use of low temperature radiators outperforms high temperature fin-tube
- Perfect solution for low temperature systems using condensing boilers, heat pumps and solar systems
- Decorative style with finished top grille and side covers
- Higher BTUH output than fin-tube baseboard
- Outperforms the most powerful heat emitters

#### **COMPACT CV 21S / 22**



#### **RAMO RCV 21S / 22**



#### **Baseboard comes packaged with:**

- RAL9016 white
- adjustable wall brackets
- one (1) air vent
- built-in thermostatic valve (heads sold separately)
- two (2) blind plugs
- side connections
- dual bottom connections

**Panel Baseboard**
**CV 21S Single Panel 8" High (200mm)**

Model	Length	BTUH Outputs			
		180	160	140	120
CV21S 200-600	24"	1,346	1,063	781	485
CV21S 200-900	36"	2,022	1,597	1,173	728
CV21S 200-1200	48"	2,698	2,131	1,565	971
CV21S 200-1600	63"	3,598	2,842	2,087	1,295
CV21S 200-2000	79"	4,496	3,552	2,608	1,619
CV21S 200-2600	103"	5,842	4,615	3,388	2,103

**RCV 21S Single Panel 8" High (200mm)**

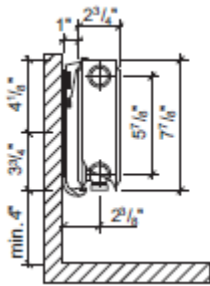
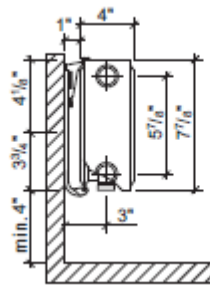
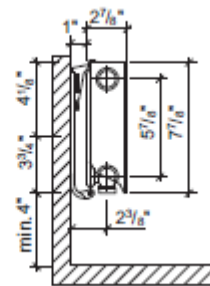
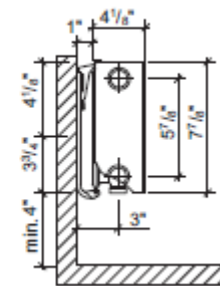
Model	Length	BTUH Outputs			
		180	160	140	120
RCV21S 200-600	24"	1,346	1,063	781	485
RCV21S 200-900	36"	2,022	1,597	1,173	728
RCV21S 200-1200	48"	2,698	2,131	1,565	971
RCV21S 200-1600	63"	3,598	2,842	2,087	1,295
RCV21S 200-2000	79"	4,496	3,552	2,608	1,619
RCV21S 200-2600	103"	5,842	4,615	3,388	2,103

**CV 22 Double Panel 8" High (200mm)**


Model	Length	BTUH Outputs			
		180	160	140	120
CV22 200-600	24"	1,776	1,403	1,030	639
CV22 200-900	36"	2,668	2,108	1,547	960
CV22 200-1200	48"	3,968	3,135	2,301	1,428
CV22 200-1600	63"	4,758	3,759	2,760	1,723
CV22 200-2000	79"	5,939	4,692	3,445	2,138
CV22 200-2600	103"	7,706	6,088	4,469	2,774

**RCV 22 Double Panel 8" High (200mm)**

Model	Length	BTUH Outputs			
		180	160	140	120
RCV22 200-600	24"	1,776	1,403	1,030	639
RCV22 200-900	36"	2,668	2,108	1,547	960
RCV22 200-1200	48"	3,968	3,135	2,301	1,428
RCV22 200-1600	63"	4,758	3,759	2,760	1,723
RCV22 200-2000	79"	5,939	4,692	3,445	2,138
RCV22 200-2600	103"	7,706	6,088	4,469	2,774


**CV21S**

**CV22**

**RCV21S**

**RCV22**


\*CV\* series



\*RCV\* series

