

General

Provide MYSON WHISPA III hydronic kickspace fan convector in size(s) as scheduled. MYSON WHISPA III hydronic kickspace fan convectors are ETL approved. WHISPA III fan convectors are approved for installation on "open" potable water systems in compliance with and tested to NSF/ANSI 61, 372, CA/VT AB1953 and US Public Law No. 111-381 "Reduction of Lead in Drinking Water Act".

Each WHISPA III hydronic kickspace fan convector is engineered for quiet efficiency. The chassis is manufactured from zinc-coated painted steel. Fan assemblies have ball bearings for longer life and extremely low noise levels and the copper core heat exchanger is designed for fast heat transfer. Each WHISPA III kickspace fan convector comes complete with a hardened aluminum grill with a baked epoxy polyester finish for strength and durability.

Each WHISPA III hydronic kickspace fan convector is assembled with a two-speed Boost/Off/Normal fan switch and also includes a Summer/Winter switch that allows for manual control of the blower for air circulation. All models have a heat exchanger surface mounted low-limit aquastat which closes at 109°F and reopen at 91°F. This insures that when in Winter Mode the fan will only operate when there is sufficient hot water in the heat exchanger to prevent the fan from blowing cold air. Every unit is factory tested to insure the finest quality product with specified confirmed temperature output.

Standard Connections:

1/2" copper tube for supply and return.

Electrical Specifications:

120 Vac 60 Hz

Available Grill Finishes:

Standard:

Black

Optional:

Brown, White, and Brushed Stainless

Maximum positive operating pressure: 145psi

Maximum operating temperature: 200° F



An optional flexible **EZ HOSE KIT** with mini ball valves is available for ease of installation and maintenance.

Quality certificates



Warranty:

MYSON kickspace fan convectors are covered by a **10 year warranty**.

PROJECT NAME:

ARCHITECT:

ENGINEER:

SUBMITTED DATE:

APPROVED DATE:

APPROVED

Whispa III Kickspace Fan Convector

Heating Performance Data

Model	Fan Setting	3[dFlow ΔX _f fi	Flowrate (gpm)	Heat Output (Btu/h)									
				Entering Water Temperature (°F), Entering Air Temperature (65°F)									
				110	120	130	140	150	160	170	180	190	200
5000	Boost	53	3	2040	2516	2997	3480	3967	4457	4949	5443	5939	6437
	Normal	41		1749	2096	2437	2773	3104	3432	3756	4078	4397	4713
	Boost	53	1	1795	2214	2637	3063	3491	3922	4355	4790	5226	5664
	Normal	41		1539	1844	2144	2440	2732	3020	3306	3589	3869	4147
7000	Boost	81	3	2758	3419	4089	4766	5450	6140	6834	7534	8238	8946
	Normal	62		1673	2204	2771	3373	4004	4665	5351	6062	6797	7554
	Boost	81	1	2427	3009	3598	4194	4796	5403	6014	6630	7249	7872
	Normal	62		1473	1939	2439	2968	3524	4105	4709	5335	5981	6648
9000	Boost	124	3	3759	4629	5504	6385	7271	8160	9053	9949	10848	11750
	Normal	82		3266	3916	4556	5185	5807	6422	7031	7634	8233	8827
	Boost	124	1	3308	4073	4844	5619	6398	7181	7967	8755	9546	10340
	Normal	82		2874	3446	4009	4563	5110	5652	6187	6718	7245	7767

Heat outputs tested in accordance with BS 4856 Part 1

Approximate Hydraulic Resistance through Units

g/min	ft wg		
	5000	7000	9000
3	4.90	5.90	6.89
1	0.75	0.85	1.07

Weight, Water Content and Motor Power

Model	Motor Power (W)	Water Content (oz)	Unit Weight (lbs)
5000	25	5	9.5
7000	40	10	10.3
9000	40	11.5	11

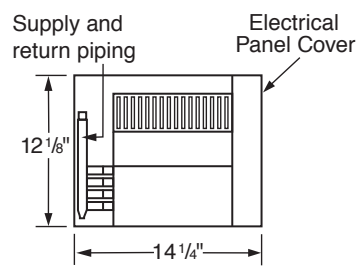
Sound Levels in dBA at 8 feet

Fan Speed	Model		
	5000	7000	9000
Normal	25.7	26.4	28.5
Boost	38.1	37.2	49.8

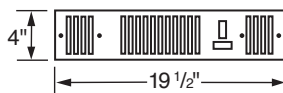
dBA 0-20 "Very faint - ticking of a watch"
 30-40 "Faint - quiet conversation"
 45-60 "Moderate - normal office noise"

Sound levels tested in accordance with EN 23741

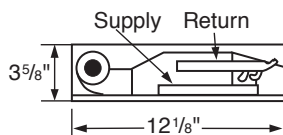
WH III 5000 Kickspace Heater



Top View

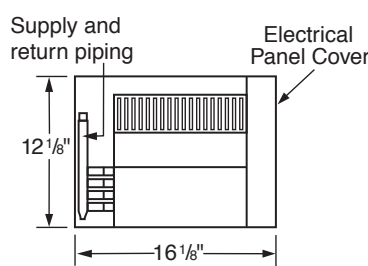


Front View Grill

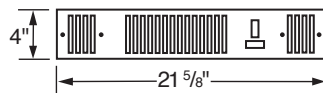


Side View

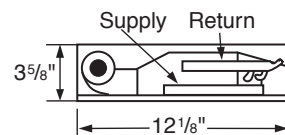
WH III 7000 Kickspace Heater



Top View

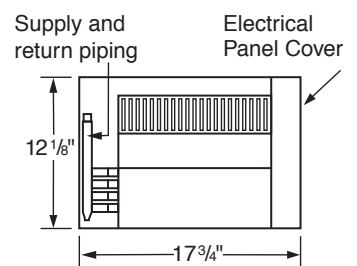


Front View Grill

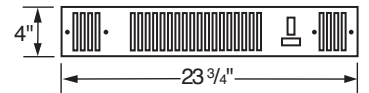


Side View

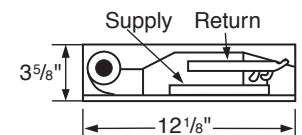
WH III 9000 Kickspace Heater



Top View



Front View Grill



Side View